

Create a Free Facebook  
Page for your Business  
Idea

I'm not your inspiration, thank you  
very much | Stella Young



# Create a free Facebook page

To create a Facebook Page:

- Go to [facebook.com/pages/create](https://facebook.com/pages/create)
- Click to choose a Page type.
- Fill out the required information.
- Click **Continue** and follow the on-screen instructions

# Choose a Page category

## Create a Page

Connect your business, yourself or your cause to the worldwide community of people on Facebook. To get started, choose a Page category.



### Business or brand

Showcase your products and services, spotlight your brand and reach more customers on Facebook.

Get Started



### Community or public figure

Connect and share with people in your community, organisation, team, group or club.

Get Started

Activ  
Go to

# Your business name and category

## Create a Page

Connect your business, yourself or your cause to the worldwide community of people on Facebook. To get started, choose a Page category.

### Business or brand

Connect with customers, grow your audience and showcase your products with a free business Page.

#### Page name

#### Category



Type a word or two to best describe your Page, then choose a suggested category.

When you create a Page on Facebook, the Pages, Groups and Events Policies apply.

[Continue](#)



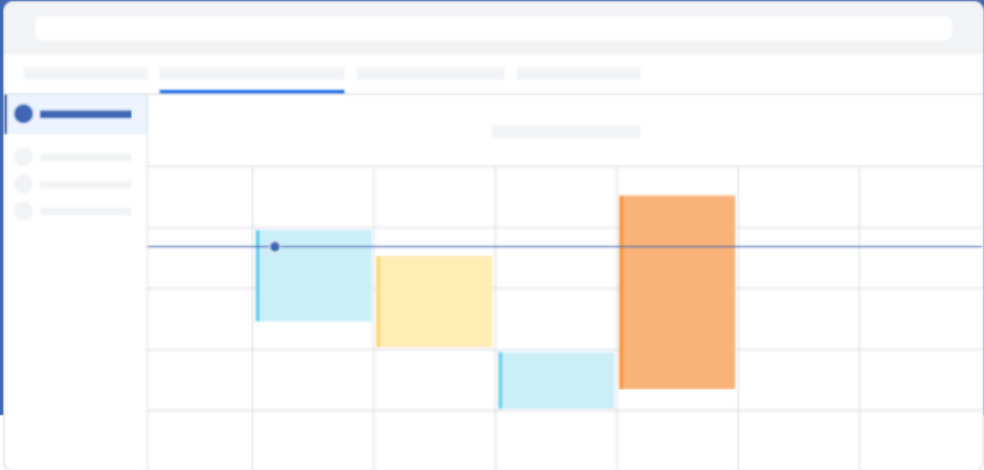
### Community or public figure

Connect and share with people in your community, organisation, team, group or club.

[Get Started](#)

# Make a look

**Get online bookings through Facebook**  
Do you want to add Facebook's free appointment booking tool to your Page?



The screenshot shows a calendar interface with a grid of days. A blue dot on the left side of the calendar indicates the current day. Several colored blocks represent appointments: a light blue block, a yellow block, a light blue block, and a tall orange block. The interface includes a search bar at the top and a sidebar on the left with navigation options.

Step 3 of 3

[Not Now](#) [Add online booking](#)

# Take a first look to your page

The screenshot shows the Facebook page management interface. At the top, there are navigation tabs: Page, Inbox, Resou..., Manage jobs, Notifications (with a red badge '1'), Insights, and More. On the right side, there are links for Edit Page Info (with a red badge '5'), Settings (with a red badge '5'), and Help. A central dialog box is displayed with the following text:

You're all ready!

The username [@mydogisamaizing](#) has been created for Name.

It's now easier for people to find your Page in search. People can also visit your Page at [fb.me/mydogisamaizing](#) and send messages to your Page at [m.me/mydogisamaizing](#).

An 'OK' button is located at the bottom right of the dialog box. In the background, the page management interface is visible, including a profile picture, a 'Name' field, a 'Create Page @' button, and a navigation menu with options like Home, Events, and Reviews. A red circle highlights the 'Name' field, and a blue circle highlights a green checkmark in the background interface.

# General information

**HOURS**

Hours

- Open for selected hours
- Always open
- No hours available
- Permanently closed

**MORE**

**Impressum**

**Products**

**Privacy Policy**

Sunday  –

Update your business hours so search results show when your location is open.

**Temporary service changes**

- Operating as usual [?]
- Temporarily closed [?]
- Open with service changes [?]



Congratulations –  
you made  
your  
first  
Facebook page

Let's explore it a little more

# Messaging

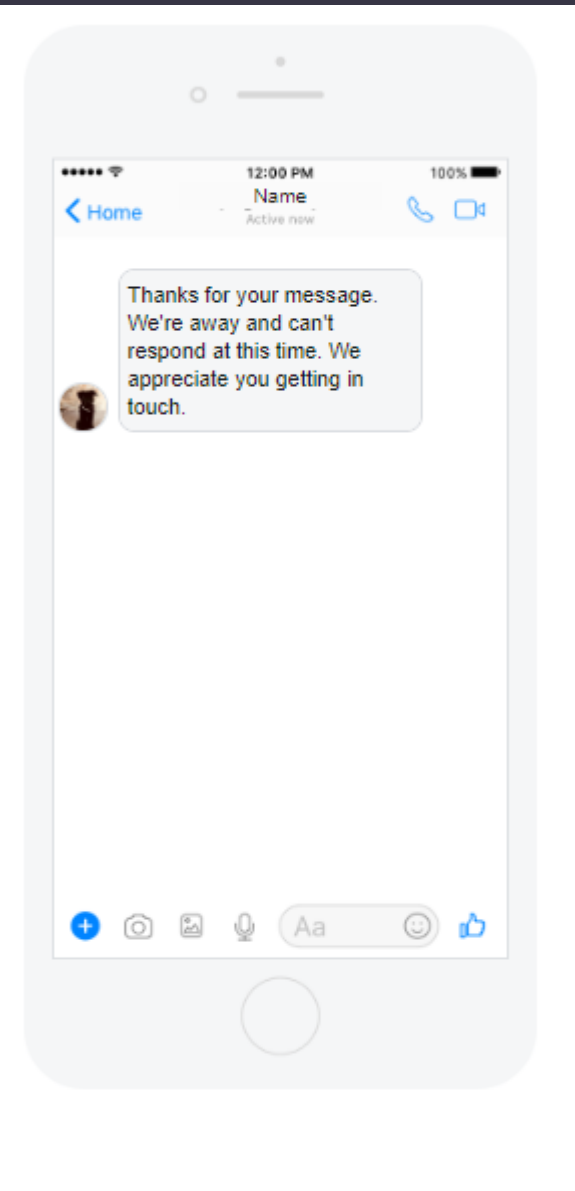
During

Set up

Customi  
"Automa

### Automated responses


- Greet customers
- Away message Off
- Instant reply
- Share info about your Page
- Frequently asked questions
- Respond to feedback
- Page recommended
- Page not recommended
- Communicate about jobs
- Application received
- Communicate about appointments
- Reminders
- Follow-up messages







t Up



# Create your first post



Create post


 Why sell low-price pet toys? - because we want all pets to feel happy and we know what two toys will make it better than one. :)

 Photo/Video  Get messages

 Feeling/Activity  Check In

 Watch Party  Tag products

 Post scheduling and additional options are available in [Publishing tools](#).







# Invite friends

**Invite friends to like your Page**  
Pages with 10 or more likes get more engagement.

**0/10** Likes

○ —————

🔍 Search for friends to invite

	<a href="#">Invite</a>
	<a href="#">Invite</a>
	<a href="#">Invite</a>
	<a href="#">Invite</a>
	<a href="#">Invite</a>
	<a href="#">Invite</a>


[See all friends](#)

Act  
Go to

# + Add botton

### Add a button to your Page

Preview



Like Follow Share ... **Add Page Button**

**Step 1: Which button do you want people to see?**

The button at the top of your Page helps people take an action. People see it on your Page and in search results when your Page appears. You can edit it at any time.

- Make a booking with you
- Contact you
- Learn more about your business
- Shop with you
- Download your app or play your game

Step 1 of 2 Cancel Next

# Facebook Page ratings and reviews

**3.5**  
3.5 out of 5 ⓘ  
Based on the opinion of 179 people

Would you recommend [redacted] [redacted]?

[Yes](#) [No](#)

  
**Ratings and reviews have changed**  
Now it's easier to find great businesses with recommendations  
[Learn More](#)

**MOST HELPFUL** | MOST RECENT

[redacted] doesn't recommend [redacted] 25 April 2018 · 🌐

I ordered 5 things from this website. And I received only 3. I wrote them a letter about this issue and they didn't bother writing me back. It gave me a really awful first impression about how you treat your customers. I will turn to customer protection since you didn't want to solve the error that you made in the warehouse when packing my order. Cheaper prices than in my home country but it's not worth ordering next time when I don't get my complete order 💎 I recommended your webpage to my friends but now I will warn them about your site.

4 🌟 1 Comment

[Like](#) [Comment](#) [Share](#)

[redacted] Dear Christine! Thank you for your message! We are deeply sorry for miscommunication. E-store department will contact with you as soon as possible to find the best solution. 1 🌟

Like · Reply · 2y

↳ [redacted] 1 Reply

Write a comment... 🗨️ 📷 📺 🗣️

[redacted] recommends [redacted] 28 May 2018 · 🌐

Super

[Like](#) [Comment](#) [Share](#)